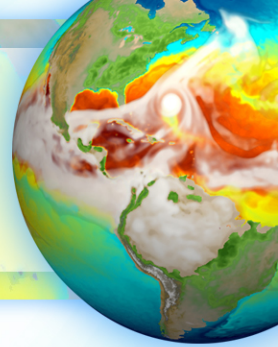


# E3SMv1 DECK Future Projections under the High-Emission SSP5-8.5 Scenario



Xue Zheng<sup>1</sup>, Qing Li<sup>2</sup>, Tian Zhou<sup>3</sup>

Qi Tang<sup>1</sup>, Jean-Christophe Golaz<sup>1</sup>, Luke Van Roedel<sup>2</sup>

<sup>1</sup>Lawrence Livermore National Laboratory, Livermore, CA 94550

<sup>2</sup>Los Alamos National Laboratory, Los Alamos, NM 87545

<sup>3</sup>Pacific Northwest National Laboratory, Richland, WA 99352

The 2020 ESMD-E3SM PI Meeting

10/29/2020

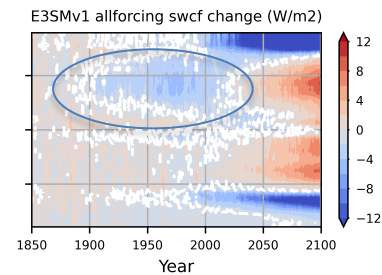
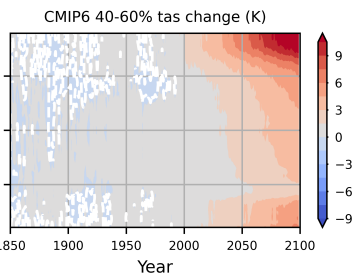
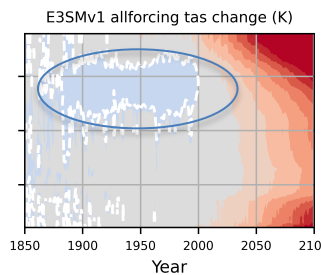
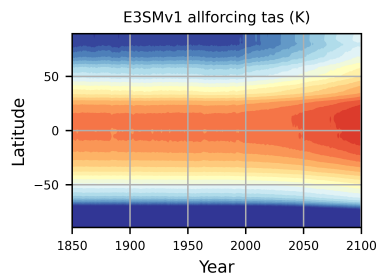

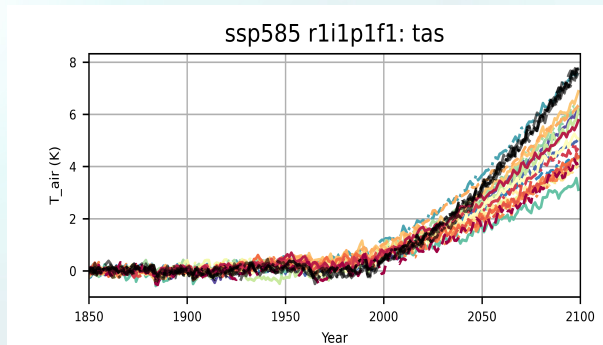
# Scientific Objectives

- To document the future climate projected by E3SMv1 under the high-emission scenario.
- To estimate the regional impacts of forcings other than the Greenhouse Gas (GHG) emissions on the future climate projection in E3SMv1, which has a strong aerosol-related effective radiative forcing and a high equilibrium climate sensitivity.
- Hypotheses:
  - The unmasking of aerosol forcing causes the future warming in E3SMv1 being larger than the warming in models with similar climate sensitivity
  - Forcings other than GHG forcing have larger regional impacts over the land than over the ocean
  - Relative to GHG emissions, the impact of other forcings on water cycle over land are different between the last 40 years and the future in E3SMv1 simulations

# Simulations

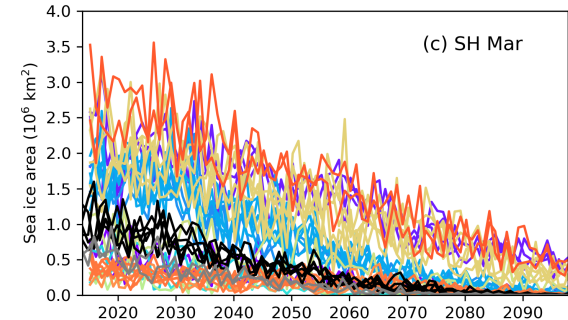
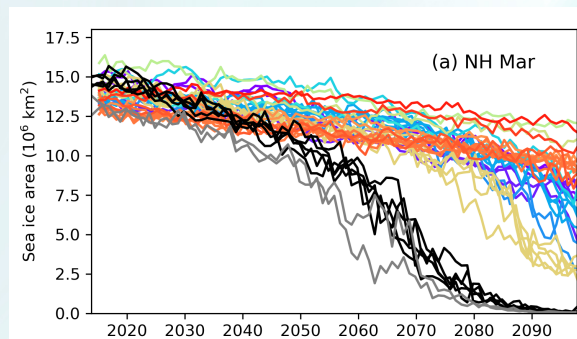
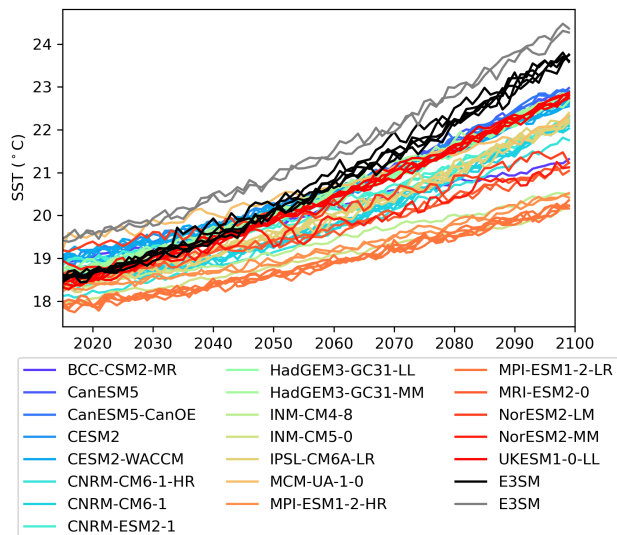
- E3SMv1 DECK future projection simulations under the High-Emission SSP5-8.5 Scenario (five ensemble members)
- Two sets of DAMIP simulations (each has three ensemble members)
  - **DECKv1b\_H1\_hist-GHG**: DAMIP well-mixed greenhouse-gas-only historical simulations with 1850 tropospheric and stratospheric ozone.
  - **DECKv1b\_P1\_SSP5-8.5-GHG**: DAMIP well-mixed greenhouse-gas-only future projection simulations with 1850 tropospheric and stratospheric ozone, aerosols and land-use.

# The annual surface air temperature changes



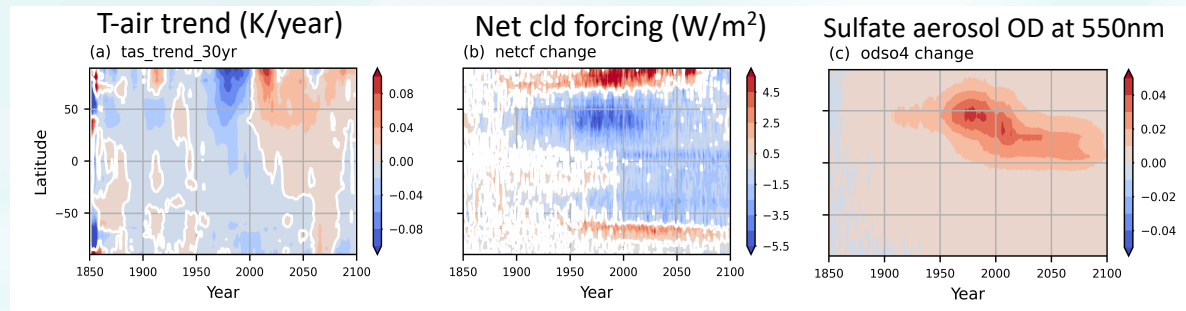
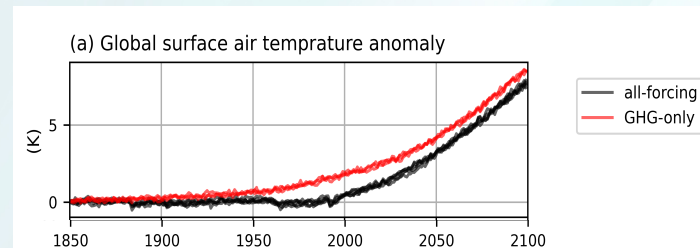
Surface air temperature shows a NH cooling in the historical runs and a rapid warming in the future runs

# SST and sea ice in the future simulations



# The regional impacts of GHG emissions vs. other forcings in the atmosphere

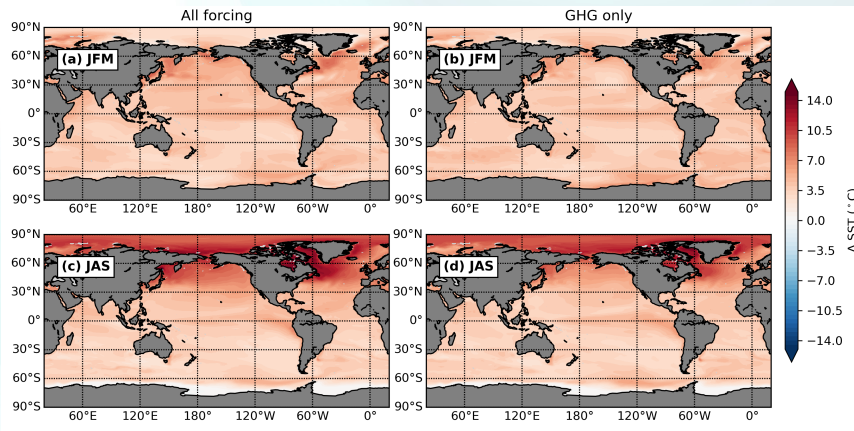
*There is a sign that the reduced aerosol forcing causes all-forcing simulations warm more rapidly than GHG-only simulations*



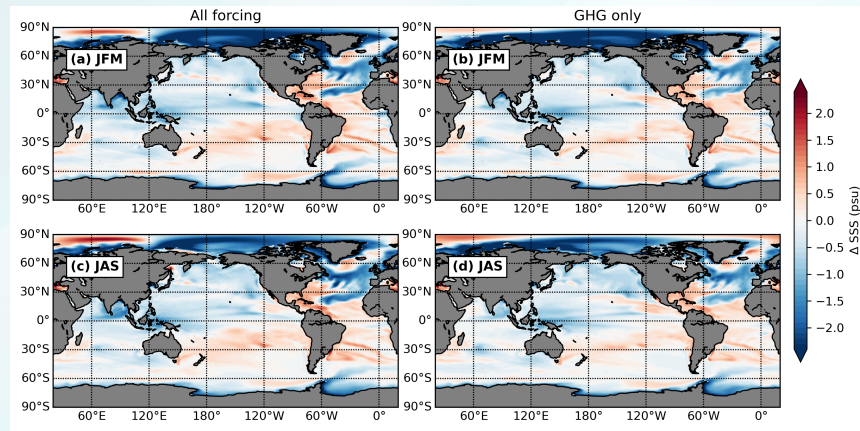
**All-forcing simulations vs. GHG-only simulations**

# The regional impacts of GHG emissions vs. other forcings over the ocean

*The patterns of the oceanic climate change in all-forcing simulations and GHG-only simulations are similar*



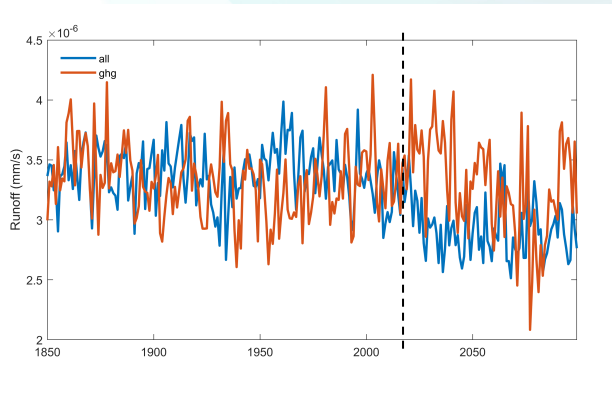
The changes in sea surface temperature (SST) between the time period of 2070 – 2099 and the period of 1985–2014 for Jan-Feb-Mar and Jul-Aug-Sep from E3SMv1 all forcing simulation and GHG-only simulation



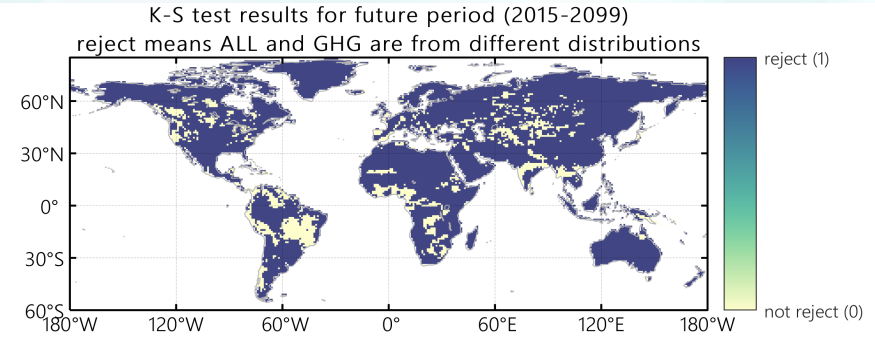
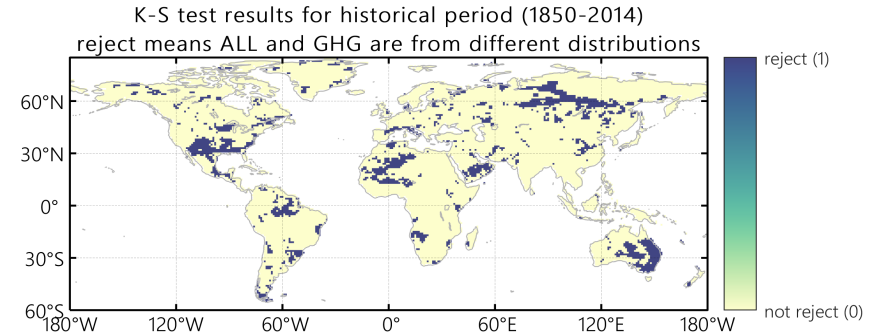
Same as the left figure except for changes in sea surface salinity (SSS)

# The regional impacts of GHG emissions vs. other forcings over the land

*As for the runoffs, the difference btw all-forcing and GHG-only is notably larger in the future simulations.*



An example of the timeseries of the runoff from E3SMv1



Kolmogorov–Smirnov (K-S) tests for the time series of runoff



# Summary

- E3SMv1 is one of the strongest warming models among CMIP6 models between 2050-2099 under the High-Emission SSP5-8.5 Scenario.
- The time evolution of the zonal mean near surface air temperature shows that E3SMv1 has a strong cooling at the Northern Hemisphere between 1900 and 2000, which is consistent with the peak aerosol optical depth.
- Changes in SST, SSS, mixed layer depth (no shown here) from all-forcing and GHG-only runs suggest that forcings other than GHG have little impact on the oceanic mean climate.
- Runoff analyses: Basin-based analyses found the time series of runoff from all-forcings are more different from GHG-only in the future simulations than in the historical simulations, indicating forcings other than GHG emissions have increased impacts over the land in the future climate projected by E3SMv1.